



marketing
genius
Live

BIG DATA + BIG IDEAS = BIG IMPACT

Prof. Peter Fisk
peterfisk@peterfisk.com
@GeniusWorks

+genius

marketing
genius
Live

**CHANGING
WORLD**

**THINK
DIFFERENT**

**POTENTIAL OF
BIG DATA**


**POWER OF
BIG IDEAS**

**FUTURE OF
TELECOMS**

+genius

Data is the new oil

Mobile is the new brain




**CHANGING
WORLD**

**POTENTIAL OF
BIG DATA**

**FUTURE OF
TELECOMS**

**THINK
DIFFERENT**

**POWER OF
BIG IDEAS**



Volatile
Uncertain
Complex
Ambiguous



Vibrant

Unreal

Crazy

Astounding

Worldchanging decade



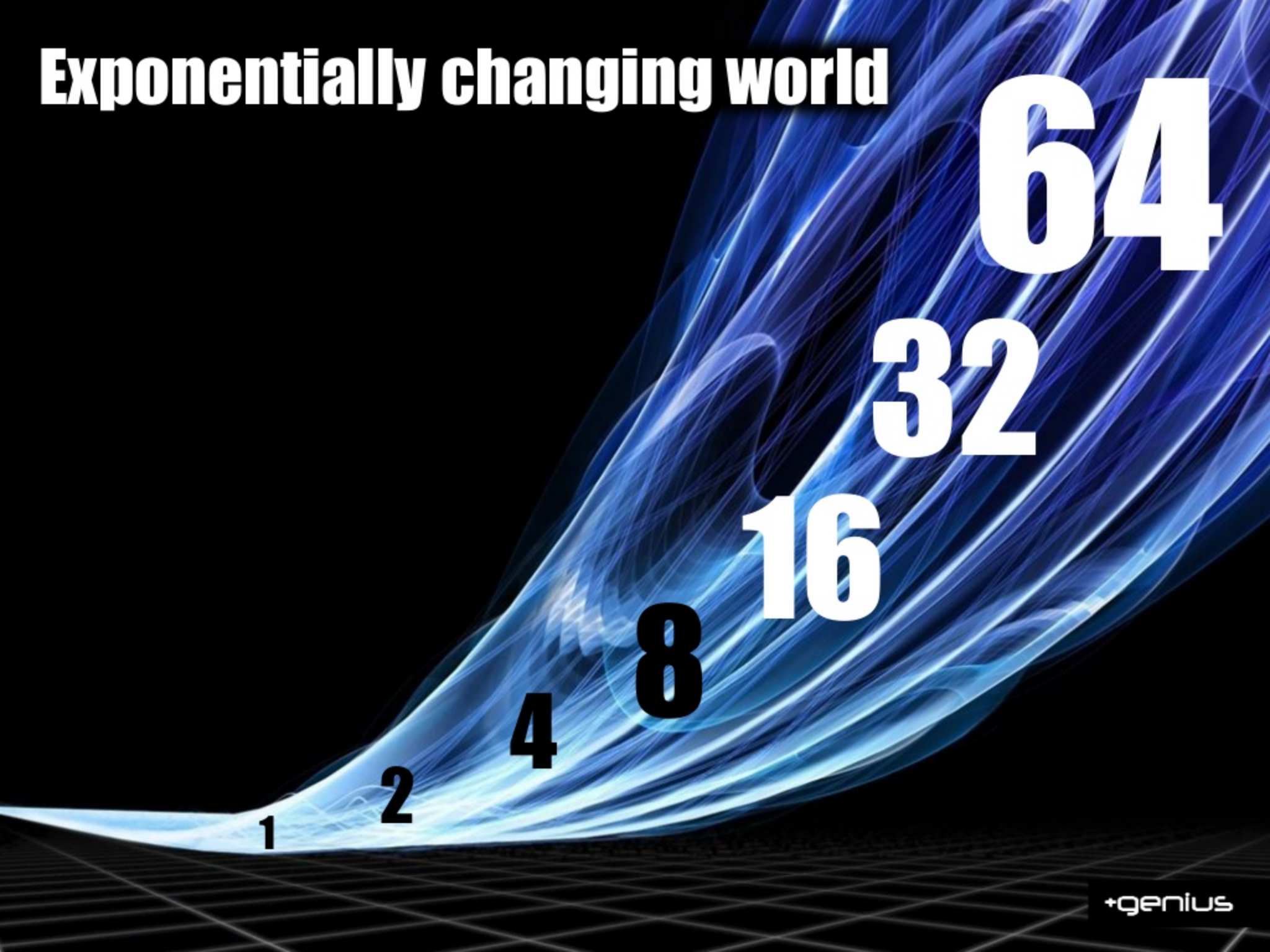
Worldchanging decade



Building blocks to the future



Exponentially changing world



Exponential rise of big data

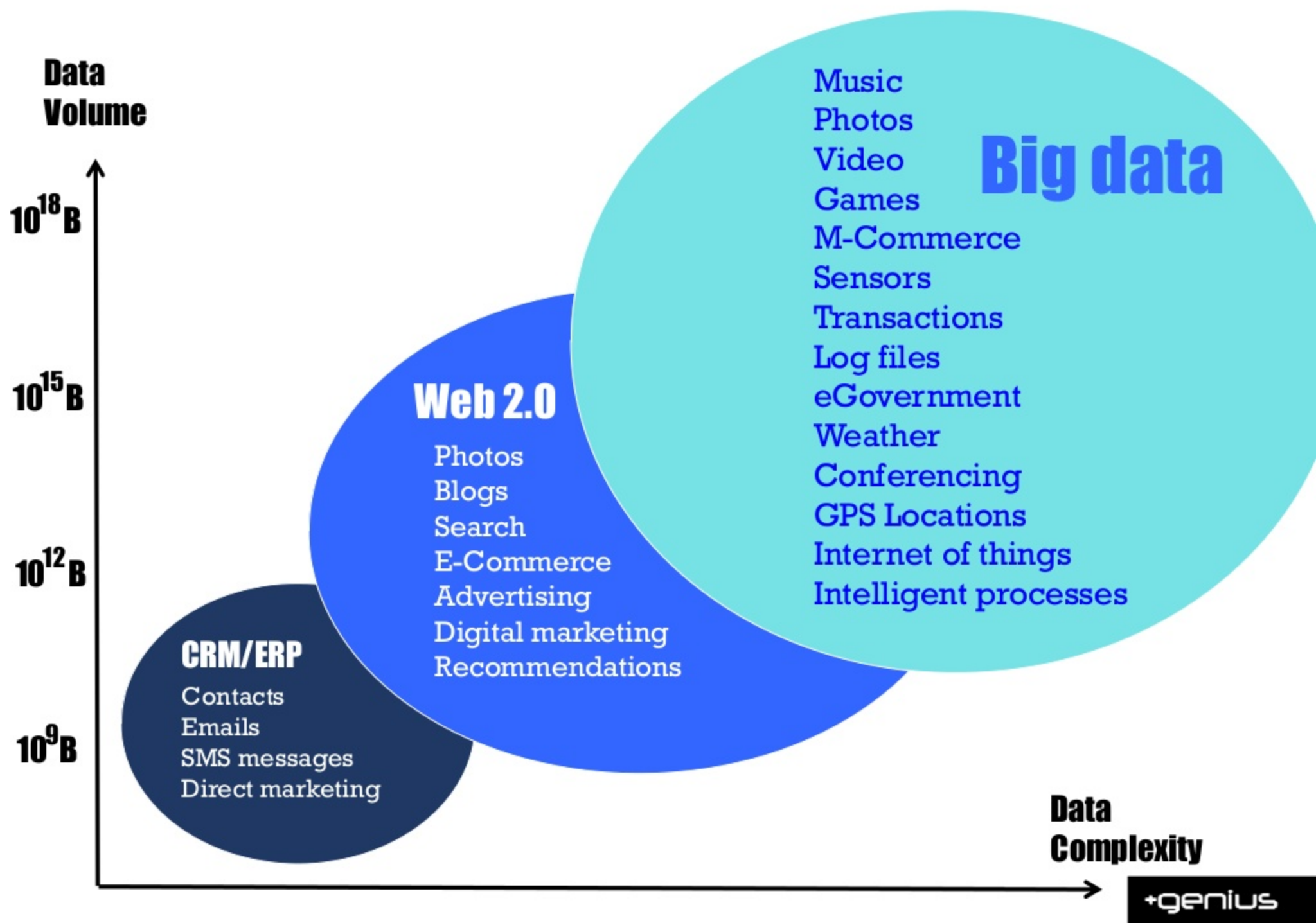
2020
40ZB

2015
7ZB

2010
1ZB

Zetta = 10²¹
1 Zettabyte = 1 trillion GB

21



40 ZETTABYTES

(43 TRILLION GIGABYTES)
of data will be created by
2020, an increase of 300
times from 2005

**6 BILLION
PEOPLE**
have cell
phones



WORLD POPULATION: 7 BILLION

Volume SCALE OF DATA

It's estimated that
2.5 QUINTILLION BYTES

(2.3 TRILLION GIGABYTES)
of data are created each day



Most companies in the
U.S. have at least
100 TERABYTES
(100,000 GIGABYTES)
of data stored

The New York Stock Exchange
captures
**1 TB OF TRADE
INFORMATION**
during each trading session



By 2016, it is projected
there will be
**18.9 BILLION
NETWORK
CONNECTIONS**
— almost 2.5 connections
per person on earth



Velocity ANALYSIS OF STREAMING DATA

Modern cars have close to
100 SENSORS
that monitor items such as
fuel level and tire pressure



The FOUR V's of Big Data

From traffic patterns and music downloads to web history and medical records, data is recorded, stored, and analyzed to enable the technology and services that the world relies on every day. But what exactly is big data, and how can these massive amounts of data be used?

As a leader in the sector, IBM data scientists break big data into four dimensions: **Volume, Velocity, Variety and Veracity**

Depending on the industry and organization, big data encompasses information from multiple internal and external sources such as transactions, social media, enterprise content, sensors and mobile devices. Companies can leverage data to adapt their products and services to better meet customer needs, optimize operations and infrastructure, and find new sources of revenue.

By 2015
4.4 MILLION IT JOBS
will be created globally to support big data,
with 1.9 million in the United States



As of 2011, the global size of
data in healthcare was
estimated to be

150 EXABYTES
(161 BILLION GIGABYTES)



**30 BILLION
PIECES OF CONTENT**
are shared on Facebook
every month



Variety DIFFERENT FORMS OF DATA

By 2014, it's anticipated
there will be

**420 MILLION
WEARABLE, WIRELESS
HEALTH MONITORS**



**4 BILLION+
HOURS OF VIDEO**
are watched on
YouTube each month



400 MILLION TWEETS
are sent per day by about 200
million monthly active users



**1 IN 3 BUSINESS
LEADERS**

don't trust the information
they use to make decisions



in one survey were unsure of
how much of their data was
inaccurate

Veracity UNCERTAINTY OF DATA

Poor data quality costs the US
economy around

\$3.1 TRILLION A YEAR



Exponential impact of mobile

2020
40ZB

2010
1ZB

Exponential impact of video

2020
40ZB

2010
1ZB

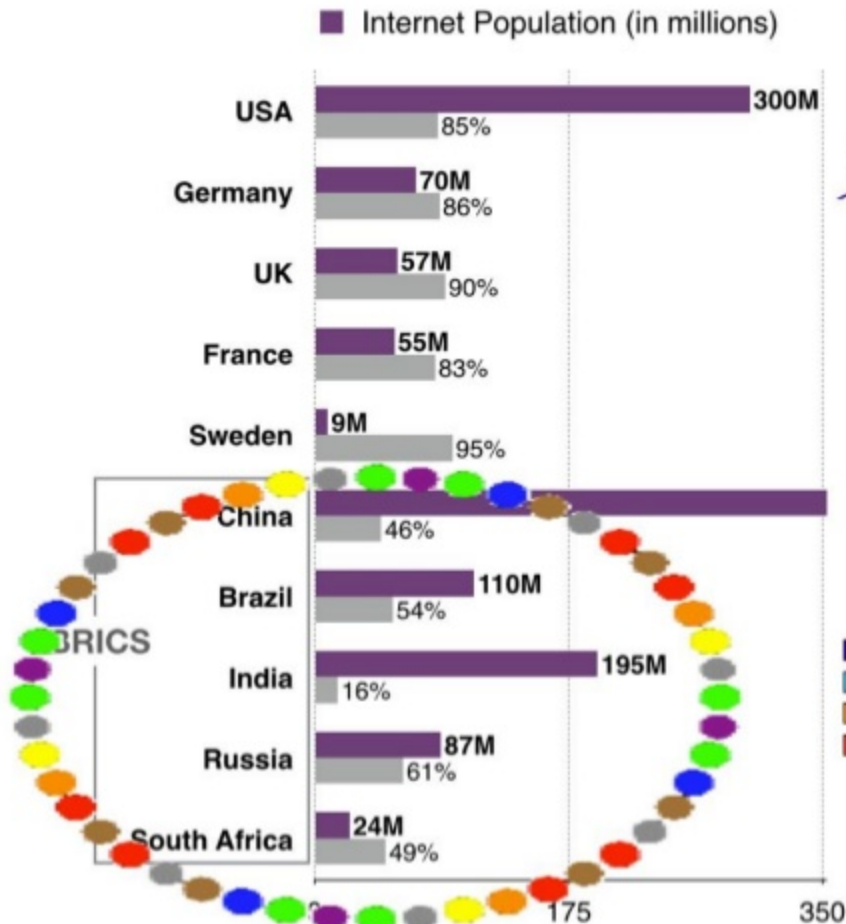
Exponential impact of Asia

2020
40ZB

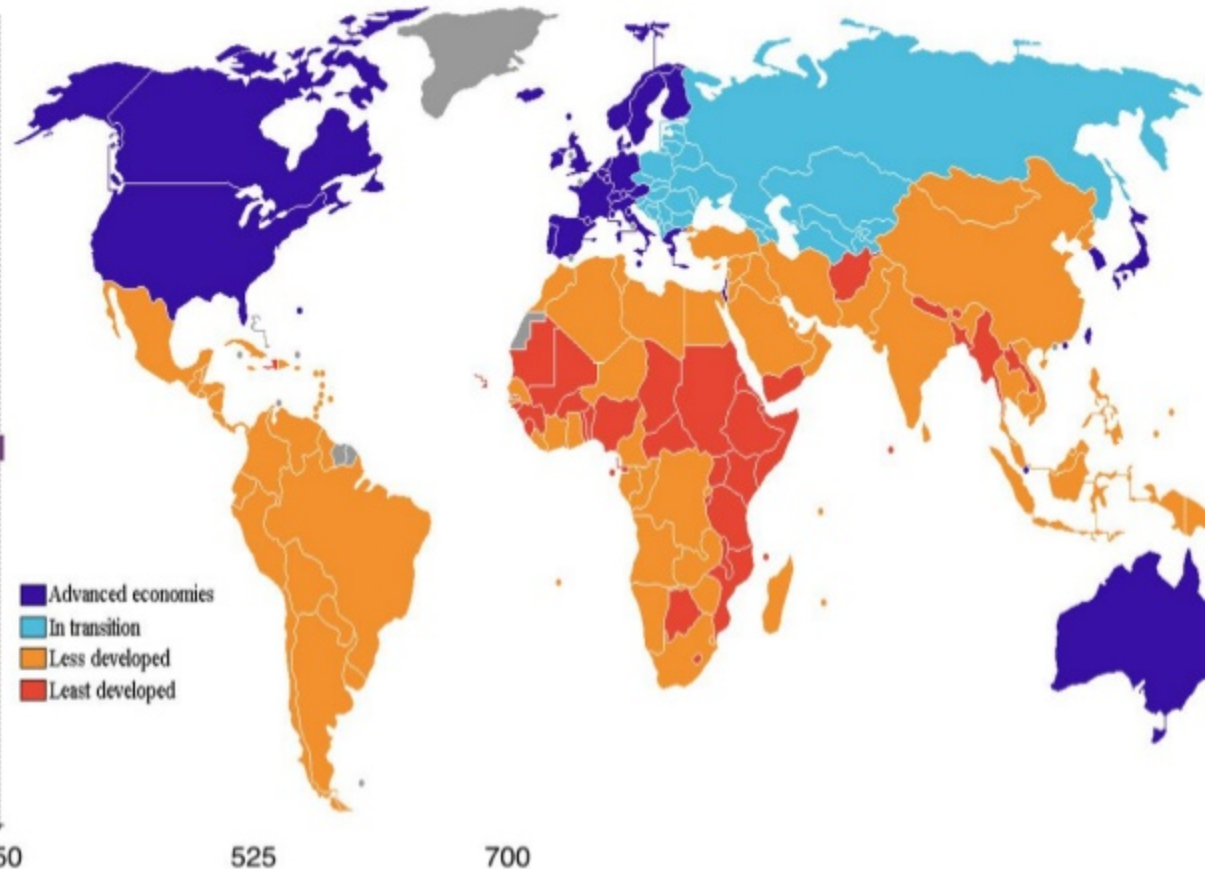


2010
1ZB

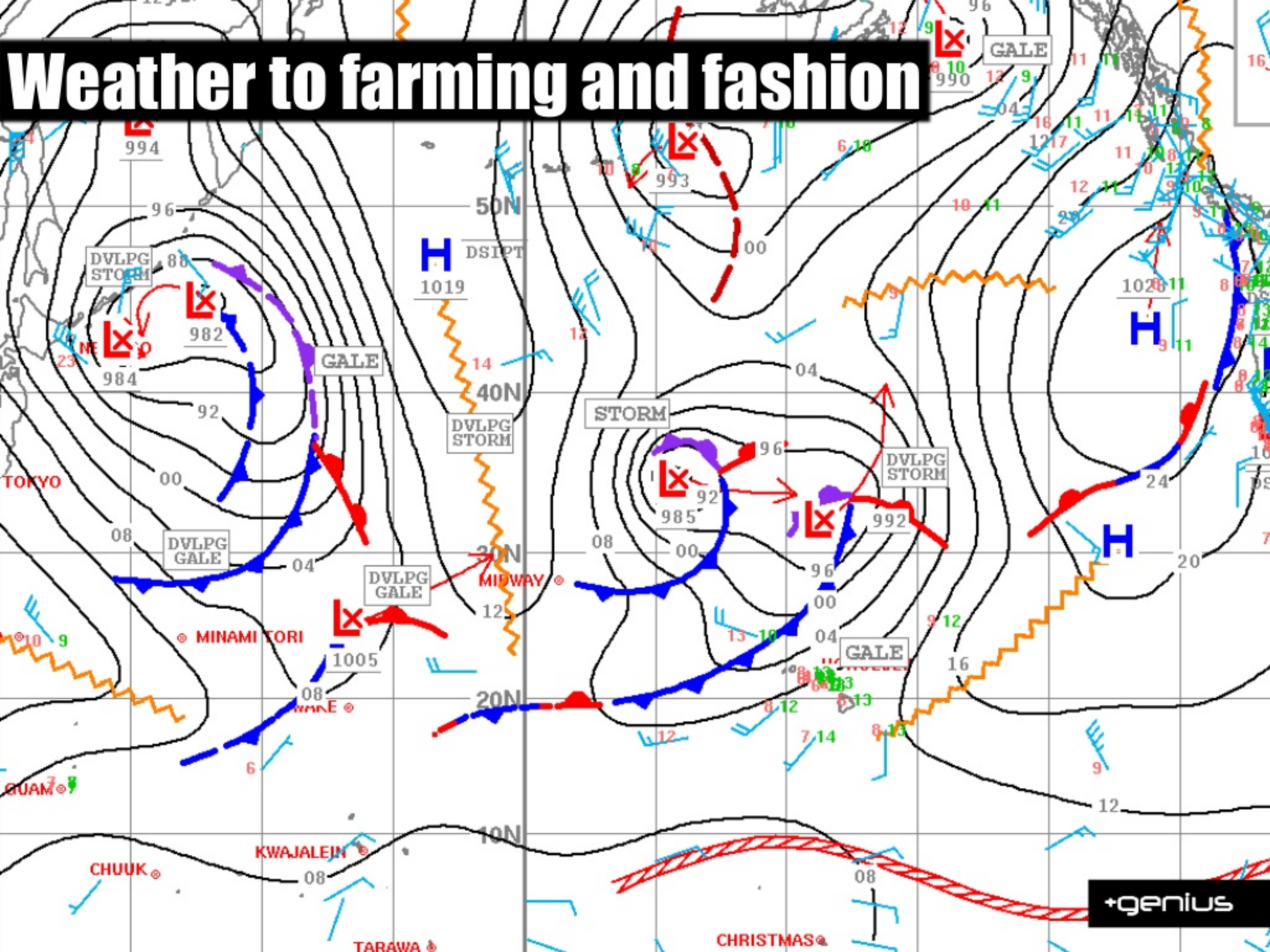
3 Billion new consumers



<http://www.mondaynote.com/2014/11/08/europe-the-digital-squeeze-is-coming/>



Weather to farming and fashion



Exponential impact of cloud

2020
40ZB

2010
1ZB