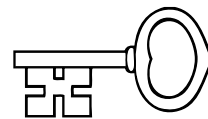



UNLOCKING THE DOORS



TO BATH'S HISTORY

MAY 5, 1962 – MAY 5, 2012

MARKING 50 YEARS

UNLOCKING THE DOORS TO BATH'S HISTORY

Name _____

Grade _____



Introduction

May 5, 1962 was a special day. After a lot of hard work by the people of Bath and others throughout our state, the Palmer-Marsh and Bonner Houses were opened to the public. These old houses still help us explain what Bath was like during the 18th and 19th centuries.

May 5, 2012 will also be remembered as a special day, a time when townspeople celebrated 50 years of serving its citizens and all of North Carolina by telling the story of our state's first town.

This informational booklet has been prepared by site staff and some teachers for the students of Bath Elementary School as a souvenir to keep – a reminder to be proud of your town's place in history. The printing of *Unlocking the Doors to Bath's History* was made possible by a grant from the Historic Bath Foundation, Inc.

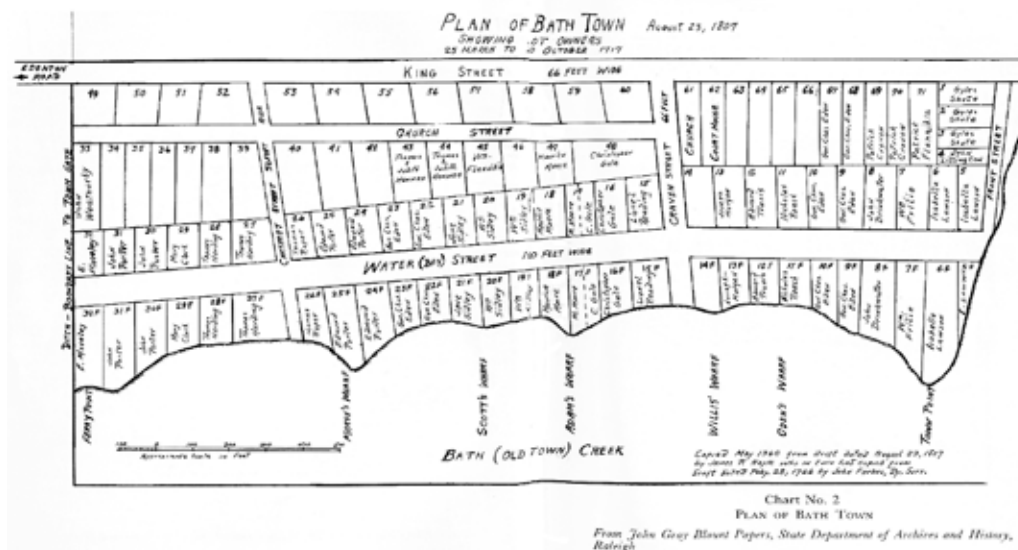
Pages 3-6:	Meeting characters throughout Bath's history
Pages 7-14:	Architecture & Historic Preservation overviews
Pages 15-19:	Grade specific lesson plans
Page 20:	May 5, 2012 event schedule

John Lawson

Hello, my name is John Lawson. I'm pleased to tell you about my town, Bath Towne. Back in 1700 an expedition I led trekked up from Charles Towne – we walked and canoed almost 600 miles through wilderness – and ended right here. I took many notes of all the plants, wildlife and Indian tribes that I encountered. A few years later (1709), it was printed into the book *A New Voyage to Carolina* that is still read today. Excuse me if I boast, but many people call it the first and best natural history book for North Carolina!

Back to my story...before the year 1701 was finished, I had laid out this little town. I could see its potential – there is a very protected bay that is formed where the two creeks flow out into the Pampticough (now called Pamlico) River. What a naturally wonderful place for ships to come bring goods to the colony and to ship out the plentiful naval stores. On March 8, 1705, Bath was incorporated. I didn't think about it much at the time, but since we didn't waste any time going through the legal process, Bath became the first town of North Carolina! Just a few years ago, the town celebrated its 300th birthday. I'm so glad my work helped give our town this distinction! While I have earned my living as a land surveyor and in 1708 became the surveyor-general of the colony, one of the things of which I am most proud is helping get this town off to a good start. Some friends and I started a grist mill to help get the economy going. Now there is ship building and a number of related trades occurring right here.

I know you have heard how my life ended, but don't feel too sorry for me. I spent my life doing what I wanted to do – I was an adventurer who had a place in forming this great state and its first town. No one was more aware of the upset we English men were causing among the Indians than myself and it was only a matter of time before war began. Sometimes people imagine what other great things I might have accomplished had I not been killed by the Tuscarora, but I am satisfied in the mark I made in history.



Colonel Robert Palmer

Hello, my name is Robert Palmer. I came to Bath in 1753 to be Surveyor-General of North Carolina and to be collector of the Port of Bath, which was established back in 1715/16. It was several years before I had the opportunity to buy that most notable house that I've had my eye on – the house that Michael Coutanche built in 1751. What a beauty! It is the only house of any size or distinction in Bath during the time I have lived here and I needed it for my family, business and entertainment needs. I've been most proud to have William Tryon stay with me on several occasions. Although the governor and I started our relationship because of business, we have become friends. I needed his and others' consolation when my dear Margaret died after living in our home, now known as the Palmer-Marsh House, for just one year. She is buried under the floor at St. Thomas Church now. I had a very fine slate marker placed under a window in her memory.

Bath is quite a busy little port town these days. It is my job as Customs Collector to keep records on all the goods that travel in and out of Bath and on which ships they arrived or departed. The ships' captains don't always like getting the bill of lading paperwork done, or paying taxes on those goods, but the king must get his part! I believe people in Bath still pay taxes today, isn't that so?

When Governor Tryon offered me a position as secretary in 1771, I was looking for a new challenge. Plus, I was completely the king's man and I was beginning to hear too many people in Bath speaking out against him. It was easy to see that war was coming – you look back and call it the American Revolution, but for those of us loyal to the crown – well, we just called it rebellious and heartbreaking. I left for England before the war began, leaving this fine house to my younger son, William. Sadly, I never saw the home or my son again. War is never pretty, no matter what century you live in.

When I think on my role in the formation of Bath, I am proud that my name is able to live on due to my honored position as Customs Collector of the port and owner of the grandest house in town.



Colonel Palmer



original knocker on front door
of Palmer-Marsh House

Joseph Bonner

Hello, my name is Joseph Bonner. I am the grandson of James Bonner. He owned the land on which the town of Washington was formed. The home for myself, my wife and five children was a hot place to be in the summertime – it sits about three miles away from the breezes found right in town. The middle of a 3,000 timber plantation is no place to be in the summer, so I built a summer home in 1830. The spot I chose, we are lucky to own – it sits at the south end of town, so we get full benefit of the breezes as they come in from the river. In fact, I understand that Bath's founder, John Lawson, also chose this spot for his home. Many people from Bath and visitors from other areas still enjoy the view I was able to get from my front porch any day!

I was a very busy man with a lot of business interests – as well as supervising over 30 slaves operating my timber plantation, I ran a turpentine distillery and Jacob Van Der Veer and I have become business partners – he's running a steam sawmill on some property of mine north of town. In fact, I've sold him a house I purchased. Since we're friends, I didn't try to make any money off the transaction – it cost us both \$300. I believe that in your modern times, the house has been moved from where it sat in the 1800s and most of the 1900s. Today it sits next to the Visitor Center and serves as an exhibit building. I bet ol' Jake would get a kick out of that!

My summer home, which you call the Bonner House today, is open for tours. So much of it looks the same as when I lived there, but not everything is just like it used to be. Our kitchen, a separate building, had burned down. The one that was built back in its place is similar, but how could they know exactly what mine was like?

Later years are harder for me to talk about. The War Between the States left me with no slaves so the plantation lifestyle was impossible to maintain. My wife and I moved to the summer home full time and had to budget our money differently. In many ways the area's economy suffered following the war, but in years to come it revived again. So is the cycle of life for a small town.

Even though I'm a little embarrassed today to tell you how I hit those hard financial times, I'm not embarrassed to tell you that despite that, my legacy lives on since the people of Bath saved my house. My life was a good one and the house stayed in my family's hands for many years.



Edmund Harding

Hello, my name is Edmund Harding. Get ready to sit a spell because I love to talk. In fact, I'm so good at it that people pay me to travel all over the country and talk! Next to talking and making people laugh at my stories, my favorite thing in the world is Beaufort County, North Carolina. I grew up in Washington, but my family has strong roots in Bath. One day after we celebrated Bath's 250th anniversary in 1955, I realized that unless we started trying to save these old buildings in Bath, they were going to fall down and all that would be left are stories about them. Letting them crumble down around us wouldn't have made anybody laugh! By the time you were born, a lot of folks would have forgotten all about the Bonner House and wouldn't have a care who Joseph Bonner was – or about any other building or person who was important in Bath's history. Did you know that people today can be important to Bath's history, too? People like the ones working to save the old Bath High School building. People like you are the ones who we will need to take care of these buildings in the future so that everyone can remember our past, our Bath heritage.

A lot of hard work went into saving the old structures in Bath. The fancy word used for this type of work is **historic preservation**. By 1962 I was so excited I was beside myself – I nearly wrote my fingers to the bone and talked my voice box out of existence getting people on board with this massive undertaking to save North Carolina's oldest town's historic homes. The day finally came when we could open up the houses to the public. Now, anybody that had learned about Bath in school could come see the town, the restored St. Thomas Church and some of the old houses for themselves! On May 5th, 1962 we had a grand celebration day. There was a ribbon cutting at the Palmer-Marsh and Bonner Houses and people came inside to get a glimpse of what life in the past was like. I was so proud and happy to see what wonderful things can happen when people come together with a joint goal. Bath's townspeople and others around the state had a shared vision to save the old buildings of Bath to help tell its story.

Fifty years later, people still come here to learn about Bath and what life was like in the past. You might not realize that yet – I remember what it was like to be a child – but about 20,000 people travel to your town every year to visit these old houses. Don't let me down, folks. It will be your job to take care of these jewels one day.



A TALE OF TWO BUILDINGS: AN INTRODUCTION TO ARCHITECTURAL DESIGN



The **Palmer-Marsh House** was built in a professional architectural style called **Georgian**. Buildings in the Georgian tradition are usually rectangular in plan with no or minimum projections on the outside of it. You can see the view of the front of the house. If you draw an imaginary line up and down and cut the house in half, it would look the same on both sides, or symmetrical. That is a clue to help you figure out this style when you see it. If a house was built in this style today, it would be called Colonial Revival, because the main time period in which the style was popular, the 1700s, has passed.



Inside the home, it is easy to see that the house is constructed in **post and beam** form. Very large timbers that help form the frame of the house and help hold it up are also exposed on the inside of the house. The strength allows doors and windows to be added. You can see the exposed beams along the exterior walls of the house when walking around inside.

Science Moment: Post and Beam Activity (from www.mississippiheritage.com)

Using toilet paper or paper towel rolls or rolled up paper for posts and a block, ruler, book, or some other easily found object for a lintel (beam), demonstrate the post and lintel, explaining its usefulness for creating openings in wall. Working in small groups, have students construct a wall with a post and lintel opening.



The Bonner House was built in **Vernacular** style. This style is not a professional one. The builder of this type of home used locally available resources to address local needs. Vernacular architecture usually reflects the environment and culture of that area. Builders of this type of architecture probably learned how to build by trial and error which was handed down through the generations – written house plans would not have been consulted.

The Bonner House has been referred to as having been built in **Southern or Coastal Vernacular** style. Bath's hot summertime environment would have ensured that the builder put porches on the house. Windows and doors are aligned to pull a good, cooling breeze through the house. A longstanding tradition about this house is that it was constructed with materials salvaged from shipwrecks on the Outer Banks. There is no question that inhabitants of the Outer Banks sometimes salvaged lumber from shipwrecks to build their houses and as a merchant involved in the shipment of naval stores, Joseph Bonner *could* have acquired wood this way. Can you see how environment and culture played a part in the building of this home? Can you think of other examples?

Inside the home, there is an example of a **cantilever** design which can be seen from the entry passageway. A small section of the second story floor has no visible means of support below it. The support is located within the beams. It can feel kind of funny to stand on that part of the floor!

Science Moment: Cantilever Activity (from www.mississippiheritage.com)

Using books or blocks, demonstrate a cantilever and discuss where students might find examples of the cantilever in our built environment (balconies, stairways, etc.).

Working in small groups (depending upon how many books/blocks are available), have students construct a cantilever to support two objects, one light and significantly heavier. Discuss the different needs to support the heavier load.

NAME THAT ROOF!



The 1790 Van Der Veer House has an example of a **gambrel** roof. By definition, gambrel means “a roof having two slopes on each side, the lower slope steeper than the upper.” This house includes an additional change in the roof slope to accommodate a porch. Many barns have gambrel roofs.

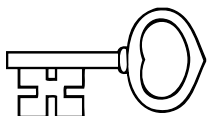


The 1734 St. Thomas Episcopal Church has an example of a **gable** roof. By definition, gable means “a triangular wall section at the end of a pitched roof, bounded by two roof slopes.” So, the gable itself refers to the bit of wall that is between the sections of roof. Many of our houses today have this style roof. What large historic house in town has a gable roof?



The old Bath High School building is an example of a **hip** (or hipped) roof. The roof slopes down to the walls on all four sides so that there is not a gable on any side. Although a hip roof is not gabled, it may have dormers or connecting wings with gables, as does BHS. When the building is square, the hip roof is pointed at the top like a pyramid. When the building is rectangular, the hipped roof forms a ridge at the top.

Isn't it strange to see this picture of the old high school building that was taken in the 1920s? The school was still brand new back then! Look how different the school buses are.



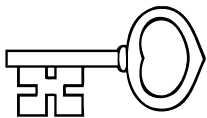
Ask your parents, grandparents, aunts and uncles if they attended Bath High School. If they did go to BHS, find out things they remember about their time spent there.

Adaptive Reuse

Sometimes buildings cannot be used in the same way they were in the past. That does not mean that people want to tear it down, so they have to find a new way to use the structure. The term used by people interested in historic preservation is **adaptive reuse**. The picture on the left shows Swindell's Store (built **circa** 1905, formerly T.A. Brooks General Store) located on Main Street in Bath. Today the store has apartments upstairs and a business downstairs.



A group called Bath High School Preservation is trying to discover ways to use the old high school building that has been around since the 1920s. If they can fix up the building and businesses like a library or medical clinic can move into Bath's old school, it would help the community and keep us from tearing down a building that is almost 100 years old! It also allows the town to keep part of its cultural and historical "footprint."




What does **circa** mean? It is from the Latin word meaning "around" (the abbreviations used are ca. or c.). Sometimes it is hard to tell exactly how old a building is, but there are clues that let you know the general time period it was built. If you say a building was built ca. 1890, it means people think it was built between 1880 and 1900, but probably somewhere in the middle!


BRICKLAYING PATTERNS

(drawings of bricks from www.cmhpf.org/kids)

There are a number of ways that bricks can be laid to result in different patterns. Two patterns are found in the most interesting chimney in Bath – the double chimney at the Palmer-Marsh House! Does it look like an upside pair of pants to you?



The bricks above make a pattern called **Flemish bond**. What is the pattern? Use the terms found below to describe it.



The bricks above make a pattern called **English bond**. What is the pattern? Again, use the correct terms listed below.

COURSE - a row of bricks.

HEADER - short side of the brick faces out.


STRETCHER - long side of the brick faces out.

LOST LANDMARKS OF BATH

The way that Bath looks in your lifetime is not the way Bath has always looked. Although some old buildings have been saved, many others have been lost through the years. Sometimes fire, storms, or other occurrences change the landscape quickly. Some houses are neglected and end up falling down or being torn down after many years. Some of the buildings Bath has lost were beautiful homes and some were places of business. Whether the building was beautiful or unattractive, each one was built for a specific purpose and each one had a place in Bath's history.

Below, you can see two pictures of buildings that can no longer be found in Bath. One picture shows a sawmill from the 1920s – you can see it on the right side as you entered town on a bridge that no longer stands. The second picture shows a building known as the Buzzard Hotel. It sat on South Main Street.





Bath Scavenger Hunt

Can you find these things on a walk through Bath?

- historical marker about Edward Teach a.k.a. Blackbeard
- Palmer-Marsh House
- the gravestone for Mary Evans
- a millstone buried in the ground
- earthquake rods in a building (look for star shape)
- Bonner House
- wayside marker about early industrial Bath
- Queen Anne's Bell
- wayside marker about the former A.M.E. Zion church
- two covered well houses
- a cannon ball counterweighted gate closure
- historical marker about the First Post Road
- Colonial Revival garden (look for white arbor at entrance)
- Van Der Veer House
- Historical marker about John Lawson

Can you identify what kind of bricklaying pattern was used at St. Thomas Episcopal Church?

Bath's Virtual Tour¹

Match the names of the historical house to the fact and the picture.

Website: <http://www.nchistoricsites.org/bath/bath.htm>

Bath Historical Houses

1. Palmer-Marsh House.
2. Bonner House
3. St. Thomas Church
4. Van Der Veer House
5. Glebe House
6. Buzzard Hotel

Bath Historical Facts

- A. This building was condemned and demolished around 1980.
- B. This fine two-story structure, adjacent to St. Thomas Church, was probably built between 1827 and 1832 for Jesse B. Lucas.
- C. This house is the newest addition to the historic structures in Bath.
- D. This was built in 1734.
- E. This house is located on what was known as Town Point.
- F. Robert Palmer, a lieutenant colonel is associated with this house.

Bath Historical Pictures



¹ First Teachers Bath Elementary: Nichole Griekspoor, Cathy Hart, Julie Woolard
1.G.1 Use geographic representations, terms and technologies to process information from a spatial perspective.

2nd Grade Historic Bath Lesson Plans

By Mrs. Tankard, Mrs. McClain, Mrs. Keel

Standard Course of Study

5.05 Interpret maps, charts, and pictures of locations

Common Core Essential Standards

2.H.1.3. Compare various interpretations of the same time period using evidence such as photographs and interviews.

2.G.1.1. Interpret maps of the school and community that contain symbols, legends, and cardinal directions.


Take a walking or virtual tour of Bath. Students will have a map to follow. They can mark their map. Then students will do the following coloring pages "In Bath, I See..."




In Bath, I see the _____ house.
It was built around 1790.



In Bath, I see the _____,
the oldest church in North Carolina. It was built in 1734.



In Bath, I see the _____ house
on Bonner's Point. It was built around 1830.



In Bath, I see the _____ house
near St. Thomas Church. It was built around 1827.

Historic Bath Lesson Plan Fourth Grade

Bath Elementary School's fourth graders held class in the old Bath High School building for many years. This building was constructed between 1918-1921. The last class graduated in 1989. K-8 graders went into newer buildings at that time. It was decided in 2005 that the building be demolished.

At that time, a group of concerned people, which later became known as the Bath High School Preservation group has worked to keep this building open. Their website is bhspreservation.org. This website gives history, architecture and other information about the building. Students could look at these pictures and draw/do a bubble map/write about why they feel that this building and/or other historic buildings in NC should/should not be preserved.

NCSCOC

3.02- Identify people, symbols, events and documents associated with NC's history.

4.03- Explain the importance of responsible citizenship and identify ways North Carolinians can participate in civic affairs.

SS Essential Standards

4.H.1.3.- Explain how people, events and developments brought about changes to communities in various regions of NC.

4.H.1.2. – Explain why important buildings, statues, monuments and place names are associated with the state's history.

+++++

Historic Bath Lesson Plan Fifth Grade

Lesson Plan: A Colonial Classroom

The students will be able to compare and contrast historical colonial education with education of present day. The teacher will read aloud excerpts from the book "If You Lived in Colonial Days" and will discuss passages with the class.

The students will work in cooperative groups sharing things they learned during the reading of the read aloud book.

The teacher will introduce the hornbook by showing the students a model. The teacher will distribute blank hornbook templates and have the students glue parts on their hornbooks. The students will tie yarn through the hole of the hornbook and wear it around their neck during the lesson. The class will discuss how the colonial classrooms operated and how the hornbooks were used in the classroom.

The teacher will pass out Venn diagrams for the students to make comparison and contracts of the colonial schools versus present day school.

The Historic Bath State Historic Site,
The Historic Bath Commission and
the Town of Bath
invite you to join us as we celebrate
the 50th anniversary of the
opening of the Palmer-Marsh and
Bonner Houses on
Saturday, May 5th beginning at 11:00 a.m.
at Bonner Point.

Schedule of Events:

11 am:

*Remembrance and Recognition program at Bonner Point
(will include musical selections and portrait unveiling)*

12 noon:

*Lunch provided by Bath Ruritan Club
(plates will be available at \$7.00 each)*

The Methodist and Christian Churchwomen will offer home-made desserts.

12 noon—3 pm:

*The Palmer-Marsh and Bonner Houses will be open to the
public at no charge. In the Bonner House yard, learn about the
landscaping practices of the 19th century.*

1 pm—4 pm:

*Activities for children and adults will be available around town.
Look for the signs to make rope, crosscut saw and play colonial toys*

1 pm—4 pm:

*Stop by the Old Visitor Center (corner of Carteret and S. Main Sts.) to see
models of the town, St. Thomas and the Palmer-Marsh House.*

2 pm—4 pm:

*Enjoy the tastes of summer with homemade ice cream, cookies and brownies
offered by St. Thomas Episcopal Church.*

*The Visitor Center will be open on its regular schedule of 9 am—5pm.
There you can watch the 15 minute orientation film and visit the gift shop.*