

Description

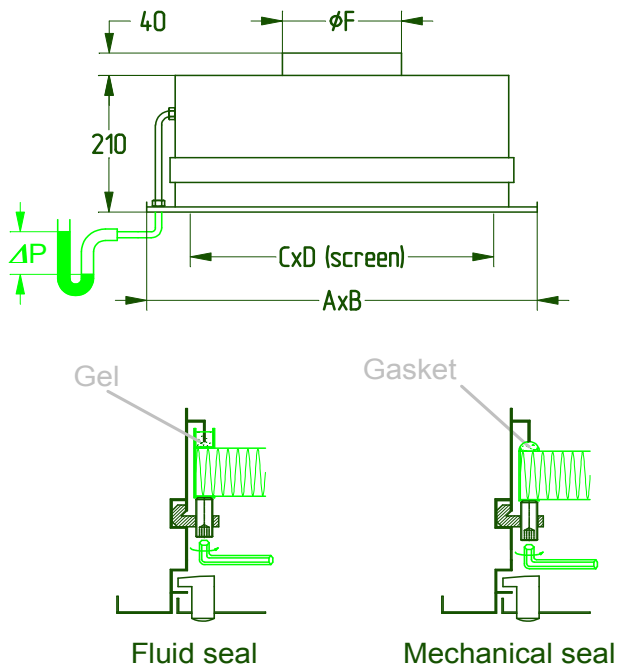
Terminal filter diffuser with upper inlet. Lightweight and easy to install, it can house both mechanical and fluid seal filters. It can be equipped with micro-perforated protection screens or diffusion screens. The fixing of the filter element is done through rapid mounting brackets with Allen pressure screws. They are commonly employed in controlled contamination environments like air diffusion terminal systems.

Construction

Anodised extruded aluminium frame, sealed to the upper aluminium plenum. Frontal access static-pressure tube complete with cap in order to verify the filter element's clogging. Mobile brackets (4) for hanging to the ceiling.

Screens

- DFA** Micro-perforated anodised aluminium screen for unidirectional flow at low turbulence, available for all sizes.
- DFX** Micro-perforated stainless steel screen for unidirectional flow at low turbulence, available for all sizes.
- DREH** Painted steel-sheet double geometry diffusion screen for tangential vortex flow (with ceiling effect) suitable for summer regimen, or with free vortex flow (without ceiling effect) suitable for winter regimen (only for sizes 00, 04, 05, 06).



Filter

Laminar flow absolute filters of the series MINILAM or MICROLAM can be installed both with mechanical or fluid seal (gel). The employment of models LFA-LFD-LGA-LGD, guarantees an air purity class ISO 4/5 in accordance to ISO 14644-1.

Applications

Terminal air filtration for cleanrooms and contamination controlled environments with localised low turbulence flow (DFA, DFX) or vortex flow (DREH).

Special executions

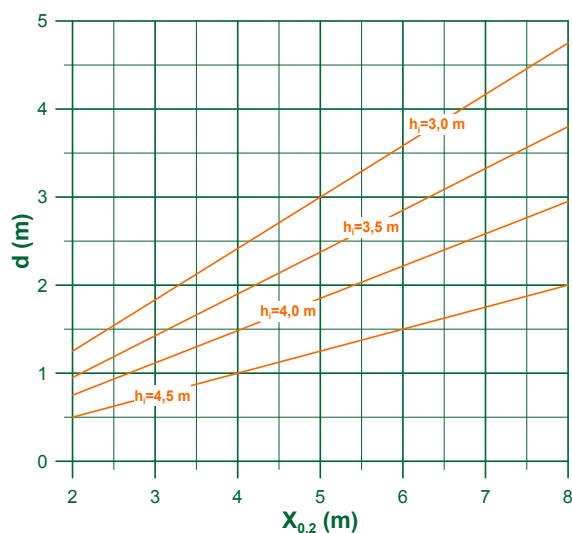
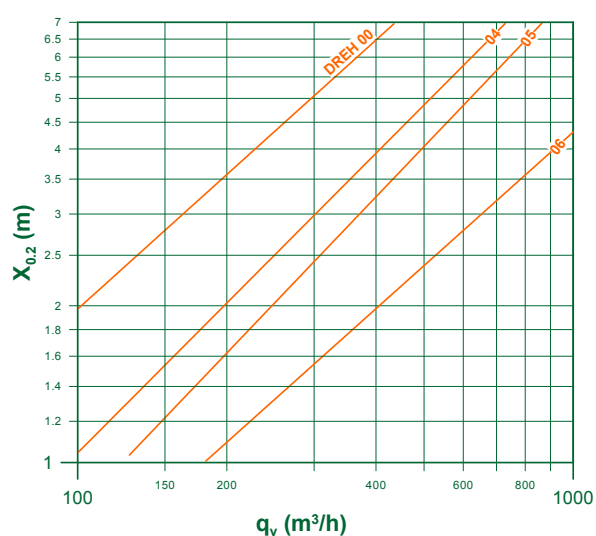
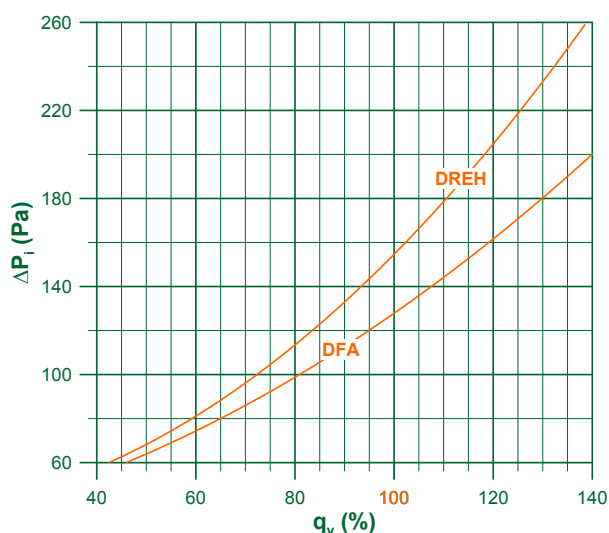
- ADP** with thermoformed plastic plenum (only 06 type).

Related products

- BST** Modular counter-ceiling, series **BIO-SYSTEM**

Type	A (mm)	B (mm)	C (mm)	D (mm)	ØF (mm)	M (kg)
00	373	373	321	321	160	5
03	373	678	321	626	160	6
04	525	525	473	473	250	7
05	594	594	542	542	250	7
06	678	678	626	626	250	8
09	678	983	626	931	300	10
12	678	1288	626	1236	300	11

M mass



Key to symbols

- h_i installation height
- d distance from wall to which the jet flows
- q_v volume air flow
- $X_{0,2}$ horizontal isotherm throw (isotachia 0,2 m/s)
- DP pressure drop



Type	Filter dimensions (mm)	
	mechanical seal	fluid seal
00	305x305x68	305x305x78
03	610x305x68	610x305x78
04	457x457x68	457x457x78
05	525x525x68	525x525x78
06	610x610x68	610x610x78
09	610x915x68	610x915x78
12	610x1220x68	610x1220x78

Type	ADE + DFA/DFX		
	q_v (m³/h)	DP (Pa)	%
00	150	130	40
03	300	130	40
04	335	130	40
05	450	130	40
06	600	130	40
09	900	130	40
12	1200	130	40

q_v nominal volume air flow (with filter LFA)
 DP initial pressure drop (± 20 Pa) at q_v
 % air screen passage (empty on full)

Type	ADE + DREH		
	q_v (m³/h)	DP (Pa)	N
00	150	150	10
04	335	150	20
05	450	150	32
06	600	150	44

q_v nominal volume air flow (with filter LFA)
 DP initial pressure drop (± 20 Pa) at q_v
 N screen deflectors number

