

# Product Details and Certifications

**Cross Reference RA Part Number: PN-236511**



**Product: 193-ESM-IG-60A-T**

Description: E300 Overload Relay (193/592 IEC/NEMA) Current/Ground Sensing  
Module (6...60 A) Din Rail / Panel Mount with Line and Load Side Power  
Conductor Terminals



Representative Photo Only (actual product may vary based on configuration sections)

## OVERLOAD DATA

Bulletin Number	193-IEC Overload Relay
Overload Relay Type	ESM Sensing Module
Sensing Module Type	Current and Ground Fault Current
Sensing Current Range	6...60 A
Sensing Module Mount Type	Din Rail / Panel Mount with Power Terminals

## CERTIFICATIONS AND APPROVALS

UL  
CSA  
CE  
CCC  
KCC

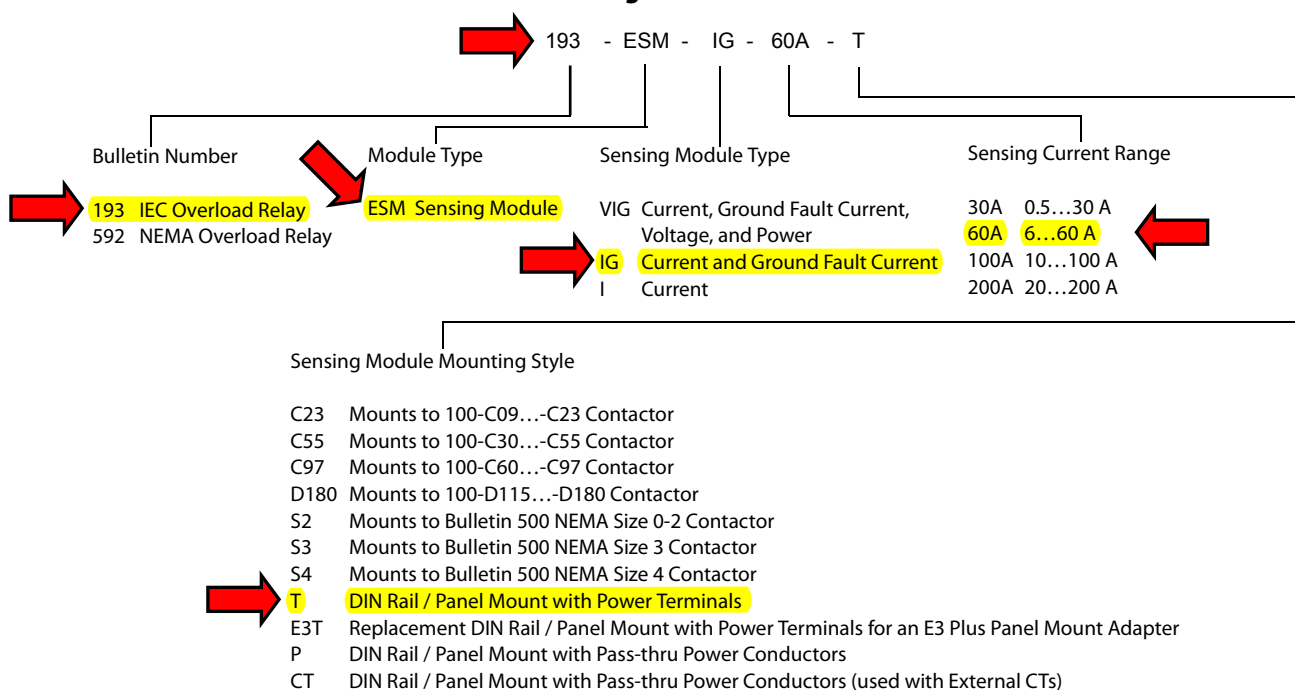
For UL Certifications Directory:

<http://database.ul.com/cgi-bin/XYV/template/LISEXT/IFRAME/index.htm>

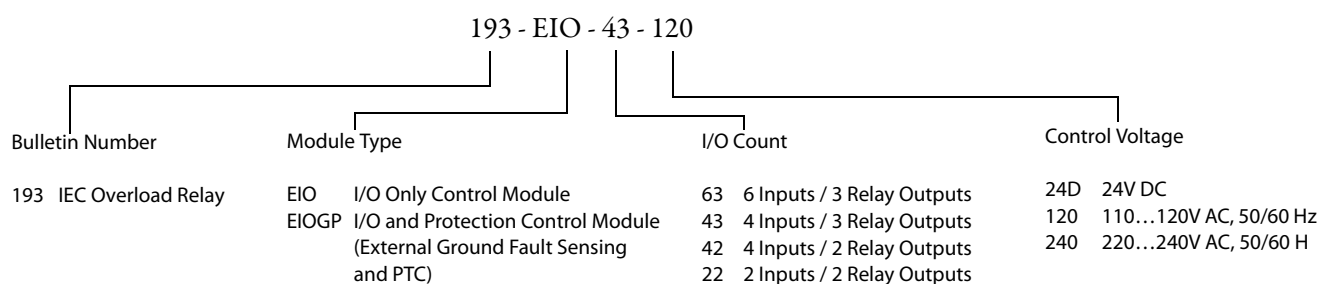
## Catalog Number Explanation

E300 Electronic Overload Relay modules have their own catalog number.

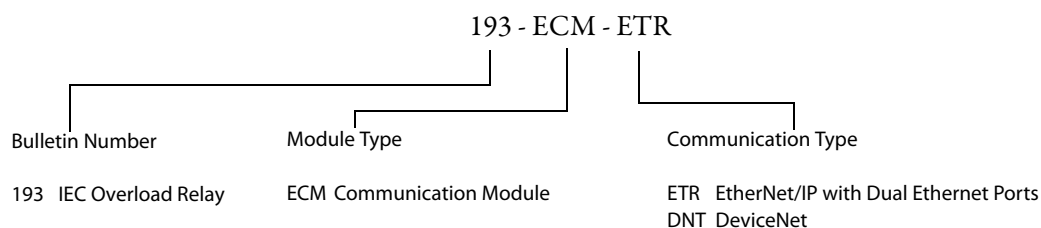
### Sensing Module



### Control Module



### Communication Module



## Bulletin 193/592-E300 Product Selection

### Sensing Modules

Description	Mounting Options	Current Range [A]	For Use With	Cat. No.
Current	IEC Contactors	0.5...30	100-C09...C23	193-ESM-I-30A-C23
			100-C30...C55	193-ESM-I-30A-C55
		6...60	100-C30...C55	193-ESM-I-60A-C55
		10...100	100-C60...100-C97	193-ESM-I-100A-C97
		20...200	100-D115...100-D180	193-ESM-I-200A-D180
	DIN Rail / Panel Mount Power Terminals	0.5...30	All contactors and external current transformers	193-ESM-I-30A-T
		6...60	All contactors	193-ESM-I-60A-T
		10...100		193-ESM-I-100A-T
		20...200		193-ESM-I-200A-T
	DIN Rail / Panel Mount Power Terminals. Directly replaces 193-ECPM_	0.5...30	All contactors and external current transformers.	193-ESM-I-30A-E3T
		6...60	All contactors	193-ESM-I-60A-E3T
		10...100		193-ESM-I-100A-E3T
	DIN Rail / Panel Mount Pass-thru	0.5...30	All contactors and external current transformers	193-ESM-I-30A-P
		6...60	All contactors	193-ESM-I-60A-P
		10...100		193-ESM-I-100A-P
		20...200		193-ESM-I-200A-P
	NEMA Contactors	0.5...30	NEMA Size 0...2	592-ESM-I-30A-S2
		6...60		592-ESM-I-60A-S2
		10...100	NEMA Size 3	592-ESM-I-100A-S3
		20...200	NEMA Size 4	592-ESM-I-200A-S4
Current/Ground Fault	IEC Contactors	0.5...30	100-C09...C23	193-ESM-IG-30A-C23
			100-C30...C55	193-ESM-IG-30A-C55
		6...60	100-C30...C55	193-ESM-IG-60A-C55
		10...100	100-C60...100-C97	193-ESM-IG-100A-C97
		20...200	100-D115...100-D180	193-ESM-IG-200A-D180
	DIN Rail / Panel Mount Power Terminals	0.5...30	All contactors	193-ESM-IG-30A-T
		6...60		193-ESM-IG-60A-T
		10...100		193-ESM-IG-100A-T
		20...200		193-ESM-IG-200A-T
	DIN Rail / Panel Mount Power Terminals. Directly replaces 193-ECPM_	0.5...30		193-ESM-IG-30A-E3T
		6...60		193-ESM-IG-60A-E3T
		10...100		193-ESM-IG-100A-E3T
	DIN Rail / Panel Mount Pass-thru	0.5...30		193-ESM-IG-30A-P
		6...60		193-ESM-IG-60A-P
		10...100		193-ESM-IG-100A-P
		20...200		193-ESM-IG-200A-P
	NEMA Contactors	0.5...30		592-ESM-IG-30A-S2
		6...60		592-ESM-IG-60A-S2
		10...100		592-ESM-IG-100A-S3
		20...200		592-ESM-IG-200A-S4

