




The British Blind and Shutter Association

The BBSA is Britain's only trade association representing companies that manufacture and supply interior and exterior blinds, awnings, security grills and shutters. The Association has always taken a leading role in encouraging the highest possible standards of product, service and safety. Every member is required to comply with a strict code of practice. The BBSA is a major contributor to the development of European standards (CEN) which includes references to blind cord safety.

The CEN official standard

"Complete elimination of the strangulation risk can only be achieved by keeping cords, chains, and tapes and similar out of the reach of children. Use of additional safety devices may reduce the risk of strangulation but cannot be considered foolproof. Motorisation eliminates the risk associated with looped and pull-cord operating mechanisms but the risk relating to inner tapes and cords (for relevant products) remains. Persons in charge of children are ultimately responsible for following the safety instructions provided by the manufacturer."

Your local BBSA member



British Blind and Shutter Association © 2009

PO Box 232, Stowmarket, Suffolk, IP14 9AR

e-mail: info@bbsa.org.uk

web-site: www.bbsa.org.uk



make it safe!

Reduce the risk from looped
blind cords and chains.
This leaflet will show you how



www.bbsa.org.uk



Window Blind Cord Safety

Window blind cords and chains can pose a risk for babies, children and vulnerable people who could injure or even strangle themselves on the hanging looped cords.

You can take a number of practical, simple precautions to significantly reduce the risk.

Secure looped cords and chains using one of the available safety devices. Typical examples are:

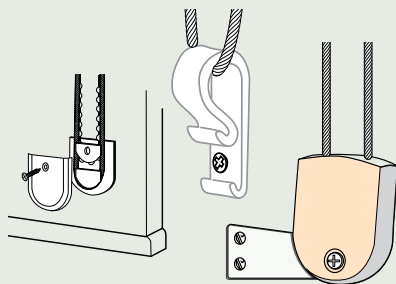
Cleat

This should be securely fixed to an adjacent wall, out of the reach of children, and the cord/chain secured as shown, after each operation of the blind.



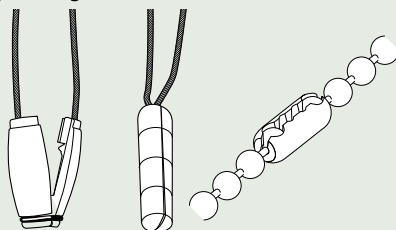
Cord/Chain Tidys

The following devices are secured to an adjacent wall and the cords/chains are held permanently within the device.



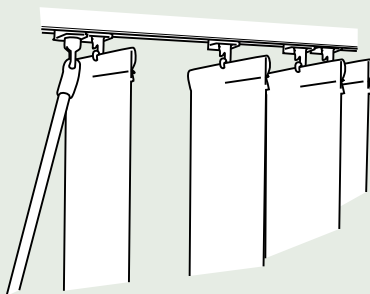
Chain-break connector or Safety tassel

These will break apart when undue pressure is applied to the operating chain or cord.



Wand

Removes the need for cords to operate the blind.



Make sure all cords and chains are secured out of reach.



Do not place your child's cot, bed, highchair or playpen near to a window blind.



Do not put sofas, chairs, table, shelves or bookcases near to a window blind, as children love to climb.

make it safe

"Persons in charge of children are ultimately responsible for following the safety instructions provided by the manufacturer." CEN Standard

make it safe!

Always consult a BBSA member

Look for the logo



They will give you the best possible advice on the most appropriate choice of blinds, and the best ways to make them safer. They will also be pleased to give you further information about types of window blinds that are specially designed to be operated without cords. Find your local member by visiting www.bbsa.org.uk